

# Double Wheel Hoe Conversion Kit




## Your package should contain the following:

- 1 - 15" Steel Wheel
- 1 - 3/8" Axle Shaft
- 2 - Steel Dust Caps
- 1 - 5/16" Nylon Lock Nut

## Tools Required: (\*not included in package\*)


- 1 - 3/16" Allen Wrench
- 1 - 7/16" Wrench
- 2 - 1/2" Wrenches
- 1 - 9/16" Wrench



## Step #1: Remove the Single Wheel

Using a 3/16" Allen Wrench and a 1/2" wrench, loosen the 5/16" lock nut and remove the 15" steel wheel.

\*Note the inward position of the bend of the wheel mounting arms.




## Step #2: Switch the Wheel Mounting Arms

Using a 7/16" and a 9/16" wrench, loosen the nuts securing the right side wheel mounting arm.


The right side mounting arm will now be used for the left side.

Using the same tools, remove the left side wheel mounting arm.

The left side mounting arm will now be used for the right side.



When tightening the nuts for the wheel mounting arms, it is best to turn the tool bar upside down on a hard surface and apply a slight force downward to assure hole alignment.




Note the "now" outward position of the bend of the wheel mounting arms

## Step #3: Mounting the Double Wheels

A. Insert the axle shaft through the wheel mounting arms.



**B.** Place the dust caps onto the wheel hubs and slide the wheels onto the axle shaft.



**C.** Thread the lock nuts onto each end of the axle shaft

**D.** Using the two 1/2" wrenches, hold the nut on the left while tightening the nut on the right.

Tighten until the nuts bottom out onto the shoulder at each end of the axle shaft.

## Return Policy

- We'll pay for all standard shipping costs, charge no restocking fee, and accept all returned items when the return is a result of our error.
- Unopened items within 30 days of delivery will receive 100% refund or exchange.
- Opened items within 30 days of delivery will be charged a 10% restocking fee.
- Requires proof of purchase.
- You must call for a return authorization prior to returning any product. Items received without authorization will not be accepted.

## One Year Warranty

Parts found to be defective in design or workmanship within one year from date of purchase are covered under warranty. We encourage your feedback in these areas at any time.

**What Is Covered** - This warranty covers any defects in materials or workmanship, with the exceptions stated below.

**How Long Coverage Lasts** - This warranty runs for one year from the date of purchase.

**What Is Not Covered** - This warranty does not cover discoloration caused by exposure to sunlight or chemicals.

**What We Will Do** - Hoss Tools will repair any item that proves to be defective in materials or workmanship. In the event repair is not possible, Hoss Tools will either replace your item with new item of similar composition and price, or refund the full purchase price of your item, whichever you prefer.

**How To Get Service** – Contact Hoss Tools at 1-888-672-5536 or [www.hosstools.com](http://www.hosstools.com). A representative will take any necessary action to correct problems covered by this warranty.

## Repair and Replacement Parts

Replacement parts may be ordered by contacting us at 1-888-672-5536.